


Datasheet

Excel Life™

Rotary Dimmer 250VA, Trailing Edge

CAT. NO. EM250TRWE, EM250TRUG




Cat. No.	EM250TRWE, EM250TRUG
Description	Excel Life Rotary Dimmer 250VA, Trailing Edge
Supply voltage	230 - 240V a.c. 50Hz
Power rating	250VA
Colour	White (WE), Urban Grey (UG)
Compliance	AS/NZS 3100

Excel Life™

Rotary Dimmer 250VA, Trailing Edge

CAT. NO. EM250TRWE, EM250TRUG



FEATURES

- Easy grip, lower profile knob.
- Quiet operation.
- Flicker free - no flickering of the lamp due to ripple injections on the mains supply.
- Soft start - turns lamps on gradually to prolong lamp life.
- Automatically dims lamp if the dimmer is overloaded or insufficiently de-rated.
- Can be preset to homeowners' comfort level.

Single product	
Cat. No.	Barcode
EM250TRWE	9321001400219
EM250TRUG	9321001411406

Inner box (QTY 10)		
Cat. No.	Barcode	Dimensions (W x H x D)
EM250TRWE	9321001402657	124 x 160 x 80mm
EM250TRUG	9321001412069	124 x 160 x 80mm

Outer box (QTY 120)		
Cat. No.	Barcode	Dimensions (W x H x D)
EM250TRWE	9321001405092	260 x 340 x 260mm
EM250TRUG	9321001412724	260 x 340 x 260mm

Technical characteristics: Max load chart

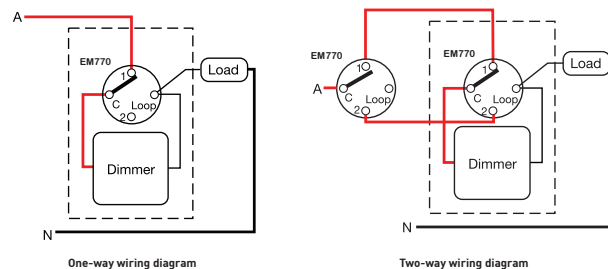
- Operating Temperature: + 0° to + 50°
- Supply Voltage: 230-240V a.c. 50Hz
- Terminal Capacity: 2 x 1.5mm²

Load Type	Minimum Load	Maximum Load
		EM250TR
Dimmable LED Lamps	<ul style="list-style-type: none"> • DLI70 Downlights 	1 Lamp / 11 Lamps
	<ul style="list-style-type: none"> • AZA+, DLI90, DLI110, DLI125 & DLI150 Downlights • R80 Dimmable Globe 	1 Lamp / 8 Lamps
	<ul style="list-style-type: none"> • DLS, Dalia, Azalea & Freesia Downlights • Luna Panel Lights • Calla Step Lights • Zinnia Starlights 	1 Lamp / 5 Lamps
	• All other models (See Note1)	1 Lamp / 5 Lamps or 250VA (whichever is smaller)
<ul style="list-style-type: none"> • Incandescent Lamps • Halogen Lamps • Electronic Transformers 	10VA	250VA
<ul style="list-style-type: none"> • Fluorescent Lamps • Wirewound Transformers • Fan Motors 	Not suitable	

Notes:

1. Not compatible with all dimmable LEDs. Bench test prior to installation. Dimming range may be reduced with some models.
2. When multiple dimmers are installed on the same switch plate, each dimmer must be de-rated by 10% for each additional dimmer.
3. When used in ambient temperatures greater than 25°C, the dimmer must be de-rated by 10% for every increase of 5°C.

Wiring



Legrand - Australia
1300 369 777
www.legrand.com.au
ABN 31 000 102 661

Legrand - New Zealand
0800 476 009
www.legrand.co.nz

Refer to your group buying office, Legrand Sales Representative or Legrand Sales Office for pricing.

Please note: specifications are subject to change without prior notice.