


# Catalogue No: CAS7-12-14C-240VAC

## SAFETY CONTACTOR 5.5kW 3P 240V AC COIL 1NO 4NC AUXILIARY

Motor Control and Drives > Motor Starting and Protection > Contactors > Sprecher + Schuh Contactors > CAS7 Safety Contactors 4 to 45kW > 3 Pole Safety Contactors with AC Coil



Safety contactor 3 pole 12A 5.5kW 1N/O 4N/C auxiliary 240V AC Coil



- Permanently installed cover prevents manual operation
- Red contact housing for easy identification

Representative Photo Only  
(actual product may vary based on configuration selections)

### SPECIFICATIONS

Product Series	CAS7-12
Component Type Motor Control and Drives	Safety Contactor
Contactors Group	Contactors up to 7.5 kW
Ie, Rated Operational Current, AC-1, 415V, 40°C	32 A@415V,40°C
kW Rating, AC-3, 415V, 60°C	5.5 kW @415V, 60°C
Ie, Rated Operational Current, AC-3, 415V, 60°C	12 A@415V,60°C
Contact Configuration, Main Poles	3 NO main poles
Contact Configuration, Auxiliary	1 NO + 4 NC auxiliary
Main Poles	3 N/O
Coil Type	Conventional type
Coil Voltage	240 V AC V
Integrated Aux	1 N/O + 4 N/C
Product Notes	Cross Stamped Auxiliary Contacts
IP Rating	IP20

### REFERENCES

IECEx Certificate	-
Supplier Declaration of Conformity:	-
Installation Guide:	-
User Manual:	-
Manufacturer Datasheet:	-
Manufacturer Catalogue & Product Selection:	-

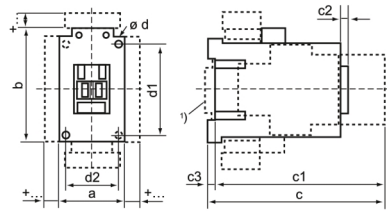
# Catalogue No: CAS7-12-14C-240VAC

## SAFETY CONTACTOR 5.5kW 3P 240V AC COIL 1NO 4NC AUXILIARY

Motor Control and Drives > Motor Starting and Protection > Contactors > Sprecher + Schuh Contactors > CAS7 Safety Contactors 4 to 45kW > 3 Pole Safety Contactors with AC Coil



Dimensions are in millimeters. Dimensions are not intended for manufacturing purposes.

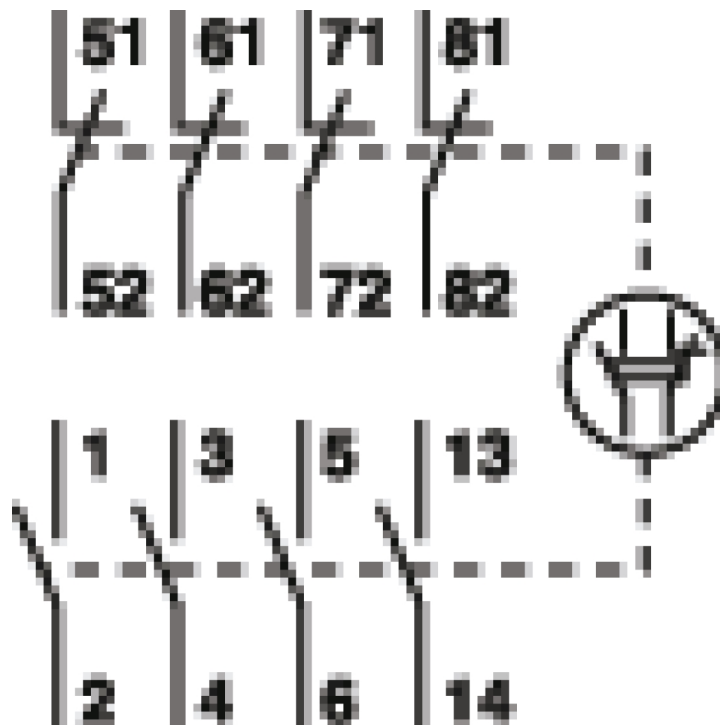


Type	a	b	c	c1	c2	c3	ød	d1	d2
CAS 7 - 9...CAS 7 - 23	45	81	119.5	114.5	6	4.5	2 x 4.5	60	35 <sup>1)</sup>
CAS 7 - 30...CAS 7 - 37	45	81	136.5	131.6	6.5	4.5	2 x 4.5	60	35 <sup>1)</sup>
CAS 7 - 43	54	81	139.5	134.6	6.5	5	2 x 4.5	60	45 <sup>1)</sup>
CAS 7 - 60...CAS 7 - 85	72	122	156	150.5	8.5	5.5	4 x 5.4	100	55 <sup>1)</sup>

### Accessories

Contactor with ...		mm
Auxiliary contact block, side-mounted	1 or 2 pole	a + 9
Solid-state timing module (100-ETA)	on coil connection side	b + 24
Solid-state timing module (100-ETB / 100-ETY)	on coil connection side	b + 24
Mechanical interlock	side-mounted	a + 9
Interface	on coil connection side	b + 9
Suppressor module	on coil connection side	b + 3
Marking with:	sheets of labels	+ 0
	marking sheets with cover	+ 0
	label holder for V4/V5	+ 5.5
	label holder for V7	+ 5.5

Dimension Diagram



Connection / Wiring Diagram