

SITE MAINTENANCE



DIRECT, WARN AND INFORM VEHICLES AND PEDESTRIANS

Control traffic on your site and ensure the safety of your workers with these must have products. Use line-marking paint to mark out parking spaces, and signage to show the safe direction and access to your facility. Speed humps help everyone adhere to posted speed limits and safety mirrors ensure that hazardous areas are kept safe.

Traffic & Parking Signs.....	130 - 131
No Standing Signs	131
Accessible Signs	131
Traffic Signs - Directional	132
Regulatory Traffic Signs.....	134
Temporary Traffic Control Signs.....	135
Traffic Control Accessories.....	136 - 137
Safety Mirrors	138 - 139
Speed Humps	140
Line Marking & Stencils.....	142 - 143
Cigarette Ash Bins.....	144



TRAFFIC & PARKING SIGNS



300x450 C2 REF(A) **843983**
300x450 MTL **843677**



300x450 C2 REF(A) **843976**
300x450 MTL **843977**

Left Arrow
300x450 C2 REF(A) **843978**
300x450 MTL **843979**
Right Arrow
300x450 C2 REF(A) **843980**
300x450 MTL **843981**



300x450 C2 REF(A) **843617**
300x450 MTL **843079**



300x450 C2 REF(A) **843198**
300x450 MTL **844322**

Right Arrow
300x450 C2 REF(A) **843052**
300x450 MTL **843470**



300x450 C2 REF(A) **843376**
300x450 MTL **843567**



300x450 C2 REF(A) **843594**
300x450 MTL **844082**



300x450 C2 REF(A) **834700**
300x450 MTL **840307**
450x600 MTL **832050**



300x450 C2 REF(A) **835700**
300x450 MTL **834052**



300x450 C2 REF(A) **835701**
300x450 MTL **834053**



300x450 C2 REF(A) **832011**
300x450 MTL **832012**



300x450 C2 REF(A) **832013**
300x450 MTL **832016**



300x450 C2 REF(A) **832017**
300x450 MTL **832021**



300x450 C2 REF(A) **832024**
300x450 MTL **832080**



300x450 C2 REF(A) **835702**
300x450 MTL **841860**



300x450 C2 REF(A) **832003**
300x450 MTL **834699**



300x450 C2 REF(A) **832007**
300x450 MTL **832008**



300x450 C2 REF(A) **832499**
300x450 MTL **832524**



300x450 C2 REF(A) **832599**
300x450 MTL **832611**



300x450 C2 REF(A) **832597**
300x450 MTL **832598**



300x450 C2 REF(A) **832556**
300x450 MTL **832557**



300x450 C2 REF(A) **832558**
300x450 MTL **832564**



300x450 C2 REF(A) **832571**
300x450 MTL **832588**



300x450 C2 REF(A) **832612**
300x450 MTL **832613**



300x450 C2 REF(A) **832497**
300x450 MTL **832498**



300x450 C2 REF(A) **832539**
300x450 MTL **832547**



300x450 C2 REF(A) **832548**
300x450 MTL **832549**



300x450 C2 REF(A) **832554**
300x450 MTL **832555**



300x450 C2 REF(A) **832529**
300x450 MTL **832538**



300x450 C2 REF(A) **832595**
300x450 MTL **832596**



300x450 C2 REF(A) **832009**
300x450 MTL **832010**



450x750 C2 REF(A) **835512**



450x750 C2 REF(A) **835592**



300x450 C2 REF(A) **835312**
300x450 MTL **835313**



300x450 C2 REF(A) **835317**
300x450 MTL **835318**



300x450 C2 REF(A) **835319**
300x450 MTL **835511**

ROUND SIGN POSTS



Steel tubular sign posts have 60mm outside diameter. Posts are ideal for mounting Street Signs and can also be used for mounting regular traffic signs using the Sign Mounting Bracket. Posts supplied with top cap.

Galvanised steel Round Sign Post is rust-proof and resistant to chipping, bending and abrasion.

STANDARD PACKAGE: 1

Part No.	Size	Price (EX GST)
850775	2.4 m	\$89.90
852563	3.2 m	\$145.00



TRAFFIC & PARKING SIGNS



300x450 C2 REF^{AI} 832758
300x450 MTL 832759



300x450 C2 REF^{AI} 832783
300x450 MTL 832784



300x450 C2 REF^{AI} 832671
300x450 MTL 832672



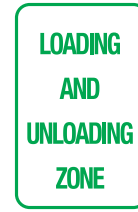
300x450 C2 REF^{AI} 832673
300x450 MTL 832674



300x450 C2 REF^{AI} 832675
300x450 MTL 832676



300x450 C2 REF^{AI} 832785
300x450 MTL 832786



300x450 C2 REF^{AI} 832779
300x450 MTL 832780



300x450 C2 REF^{AI} 832618
300x450 MTL 832619



300x450 C2 REF^{AI} 832614
300x450 MTL 832615



300x450 C2 REF^{AI} 832616
300x450 MTL 832617



300x450 C2 REF^{AI} 832644
300x450 MTL 832668



300x450 C2 REF^{AI} 832669
300x450 MTL 832670



300x450 C2 REF^{AI} 832642
300x450 MTL 832643



300x450 C2 REF^{AI} 832771
300x450 MTL 832772



300x450 C2 REF^{AI} 832760
300x450 MTL 832761



300x450 C2 REF^{AI} 832769
300x450 MTL 832770



All signs in this range are ideal for private industrial estates, car parks, road traffic and areas that need to direct and control traffic.

NO STANDING SIGNS

Stop unauthorised parking and standing on roads, driveways and bus lanes. Choose from durable C2 reflective aluminium and non-reflective metal signs.

DIMENSIONS: 300 x 450mm



C2 REF^{AI} 844040
MTL 843026



C2 REF^{AI} 844041
MTL 843027



C2 REF^{AI} 843449
MTL 843289



C2 REF^{AI} 832529
MTL 832538



C2 REF^{AI} 832539
MTL 832547



C2 REF^{AI} 832548
MTL 832549



C2 REF^{AI} 832554
MTL 832555



C2 REF^{AI} 843273
MTL 843364



C2 REF^{AI} 844045
MTL 844024



C2 REF^{AI} 844046
MTL 844025



C2 REF^{AI} 844044
MTL 843025



C2 REF^{AI} 844043
MTL 844042



For pricing, see page 66

ACCESSIBLE SIGNS



300x450 MTL 842281



300x450 MTL 842282



300x450 MTL 842288



300x450 MTL 842287



Right Arrow
300x450 C2 REF^{AI} 91352
300x450 MTL 841840



300x450 C2 REF^{AI} 841875
300x450 MTL 841874



300x450 C2 REF^{AI} 842278
300x450 MTL 842277



300x450 C2 REF^{AI} 842280
300x450 MTL 842279



300x450 MTL 842283



300x450 C2 REF^{AI} 842272
300x450 MTL 842271



300x450 C2 REF^{AI} 91362
300x450 MTL 832118



300x450 C2 REF^{AI} 842292
300x450 MTL 842291



Left Arrow
300x450 C2 REF^{AI} 91351
300x450 MTL 841839



300x450 C2 REF^{AI} 841843
300x450 MTL 841842



300x450 C2 REF^{AI} 842274
300x450 MTL 842273



300x450 MTL 842284



450x450 MTL 848016
450x450 SS 848017



450x450 MTL 842295



450x300 C2 REF^{AI} 91357
450x300 MTL 832014



450x300 C2 REF^{AI} 842294
450x300 MTL 842293



300x450 C2 REF^{AI} 842270
300x450 MTL 842269



For pricing, see page 66



TRAFFIC SIGNS - DIRECTIONAL



600x600 C2 REF^{PA} 841869



600x600 C2 REF^{PA} 841882




450x450 C2 REF^{PA} 833977



750 Tri C2 REF^{PA} 833936



600x600 C2 REF^{PA} 94143
600x600 MTL 834051
460x460 C2 REF^{PA} 841962
460x460 MTL 834050



450x600 MTL 841855
450x600 POLY 841854



450x600 MTL 841848
450x600 POLY 841847



600x600 C2 REF^{PA} 841883



600x600 C2 REF^{PA} 843369
450x450 MTL 833978



750 TRI C2 REF^{PA} 833937



450x600 C2 REF^{PA} 843393
450x600 MTL 833976
450x300 C2 REF^{PA} 833961



600x450 POLY 841861



600x450 MTL 833994
600x450 POLY 833896
450x300 MTL 841862
450x300 POLY 833897
300x225 MTL 841864
300x225 POLY 841863
250x180 SS 841865



600x450 C2 REF^{PA} 833954



600x450 POLY 841866

TRAFFIC SIGNS - SPEED LIMIT



450x600 C2 REF^{PA} 843210
450x600 MTL 843212



450x600 C2 REF^{PA} 833940
450x600 MTL 833968



450x600 C2 REF^{PA} 833941
450x600 MTL 833969



450x600 C2 REF^{PA} 833942
450x600 MTL 833970



450x600 C2 REF^{PA} 833943
450x600 MTL 833971



450x600 C2 REF^{PA} 833944
450x600 MTL 833972



450x600 MTL 832056



450x600 MTL 832057




450x600 MTL 832059



450x600 MTL 832060



450x600 MTL 832055



600x800 C2 REF^{PA} 833949



Speed signs comply to AS 1742.1-2003

TRAFFIC SIGNS - SITE SAFETY



450x600 C2 REF^{PA} 841871
450x600 MTL 841870



450x600 C2 REF^{PA} 841873
450x600 MTL 841872



450x600 C2 REF^{PA} 841958
450x600 MTL 841957



450x600 C2 REF^{PA} 841960
450x600 MTL 841959



450x600 C2 REF^{PA} 841886
450x600 MTL 841885
450x600 POLY 841884



450x600 C2 REF^{PA} 841956
450x600 MTL 841955
450x600 POLY 843222



450x600 C2 REF^{PA} 841853
450x600 MTL 841852
450x600 POLY 841851
300x450 C2 REF^{PA} 833964
300x450 MTL 834666



450x600 C2 REF^{PA} 841877
450x600 MTL 841876



450x600 C2 REF^{PA} 841879
450x600 MTL 841878



300x450 C2 REF^{PA} 841881
300x450 MTL 841880



450x600 MTL 841846
450x600 POLY 841845



600x600 C2 REF^{PA} 833938
600x600 MTL 834055



600 dia. C2 REF^{PA} 833939

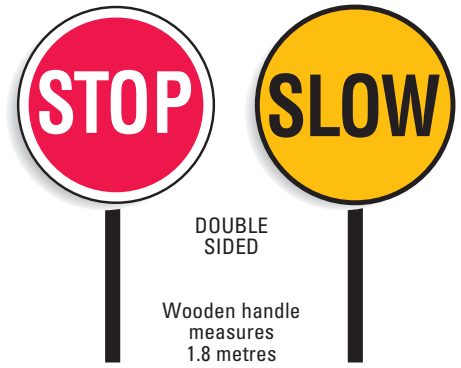


750x750 C2 REF^{PA} 843577



STOP/SLOW TRAFFIC PADDLE

Direct traffic around your worksite, school or road work areas with Brady's regulatory Stop/Slow baton. All batons are 450mm in diameter and come with a 1.8m wooden handle. Available in class 2 reflective aluminium.



STANDARD PACKAGE: 1

Part No.	Description	Price (EX GST)
833899	Class 2 Reflective Aluminium	\$169.00
853526	Replacement Handle	\$16.90

REGULATORY SCHOOL SIGNS



450x600 C2 REP^{PA} **843366**
600x800 C2 REP^{PA} **843912**



450x600 C2 REP^{PA} **843367**
600x800 C2 REP^{PA} **844315**



600x600 C2 REP^{PA} **843074**
750x750 C2 REP^{PA} **843917**



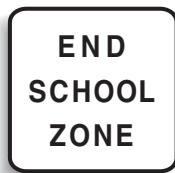
450x600 MTL **834054**



For pricing
See page 66



450x750 C2 REP^{PA} **843360**



450x450 C2 REP^{PA} **843342**
600x600 C2 REP^{PA} **843922**



600x600 C2 REP^{PA} **843909**
750x750 C2 REP^{PA} **843910**



450x750 C2 REP^{PA} **843919**



C2 Reflective Aluminium signs comply with AS 1742.1-2003. Part Number 834054 is not referenced in this standard.

SIGN MOUNTING BRACKETS



Use Sign Mounting Brackets to secure traffic signs to tubular sign posts up to 60mm in diameter. Brackets transform existing tubular sign posts into multi-purpose posts. Choose from bracket to suit one or two signs, or a two piece bracket for easy addition of signs to an existing sign post.

STANDARD PACKAGE: 1

Part No.	To Fit	Price (EX GST)
848747	1 Sign Bracket	\$11.50
848375	1 Sign 2 piece Bracket	\$14.50
852567	2 Sign Bracket	\$17.90

Turns a round street sign post into a multi-purpose post.

STEEL PICKET & POST DRIVER

The Stainless Steel pickets are tri-pronged and ideal for use with signage. The total length is 1650mm.

Post Drivers allow easy installation of pickets without digging holes. The driver includes 2 handles and is constructed of heavy duty steel with a black finish. The post driver is 762mm long and 102mm in diameter.

STANDARD PACKAGE: Pack/10 (Picket), Each (Driver)

Part No.	Description	Price (EX GST)
861052	Stainless Steel Picket Pk/10	\$115.00
853902	Post Driver	\$275.00





REGULATORY TRAFFIC SIGNS

All signs in this range are Class 2 Reflective, 1.6mm Aluminium Traffic Signs.



600x600mm
848529



600x600mm
833938



600x600mm
843055



600x600mm
843371



600x600mm
843423



600x600mm
Left 846096
Right (shown) 846116



600x600mm
Left (shown) 846098
Right 846115



600x600mm
Left (shown) 846100
Right 851812



600x600mm
846102



600x600mm
858922



600x600mm
846104



600x600mm
Left 851465
Right (shown) 846109



600x600mm
856222



600x600mm
846118



600x600mm
846119



600mm Dia
833939
Lime/Yellow 870968



600mm Dia
859494



750x750mm
862900



Signs comply to AS1742.1-2003. Check your local state/territory authority for Specific requirements. For pricing see page 66.

STOCK CROSSING SIGNS



900x900 C2 REF^(A) 844641
900x900 FLT 850624



750x900 C2 REF^(A) 846244
750x900 FLT 850625



600x600 C2 REF^(A) 844642

STANDARD PACKAGE: 1

Size (mm)	Material	Price (EX GST)
600x600	C2 Reflective Aluminum	\$135.00
900x750	C2 Reflective Aluminum	\$165.00
900x900	C2 Reflective Aluminum	\$185.00
900x750	Multiflute	\$36.50
900x900	Multiflute	\$39.90

B

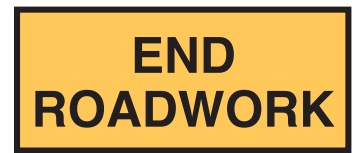


TEMPORARY TRAFFIC CONTROL SIGNS

Convenient boxed edged signs make assembling temporary signage on the "Bi-Pod" stand easy. Simply slide each leg of the Bi-Pod Stand (sold in pairs) into the box like edge on the sign. All signs are Class 1 Reflective.

STANDARD PACKAGE: 1

Description	Price (EX GST)
900x600mm	\$175.00
1200x300mm	\$139.00
1200x600mm	\$205.00
1200x900mm	\$209.00
1800x600mm	\$249.00
Bi-Pod Stand	\$65.90



1800x600mm 850062



1200x300mm 853703



1200x300mm 853704



1200x300mm 853702



1200x300mm 853705



1200x900mm 851966



1200x600mm 851967



1200x600mm 851964



1800x600mm 850061



1200x900mm 853706



900x600mm 850058



900x600mm 850060



1200x900mm 850063



900x600mm 853707



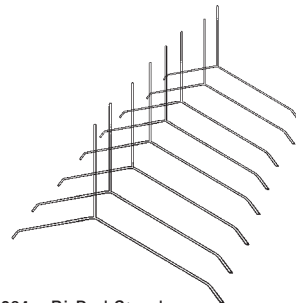
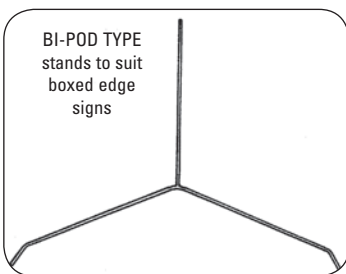
900x600mm 850059



900x600mm 851965

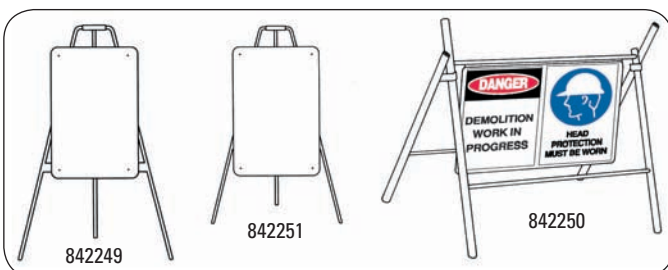


900x600mm 851968



850064 - Bi-Pod Stand

TRIPOD SIGN STAND



Easily displays temporary signage around worksites and roads. Made from solid zinc plated steel rods. Portrait and landscape formats available.

STANDARD PACKAGE: 1

Part No.	Description	Price (EX GST)
842251	700x350 Vertical (suit 300x450mm sign)	\$27.90
842249	760x500 Vertical (suit 300x450mm sign)	\$55.50
842250	800x800 Horizontal (suit 600x450mm sign)	\$80.50



TRAFFIC WARNING LIGHTS

Manufactured from tough, impact resistant polypropylene, the casing will withstand harsh treatment. Polycarbonate lens can be swivelled to face oncoming traffic. Includes fixing bolt, bracket and key.



STANDARD PACKAGE: 1

Part No.	Colour	Description	Price (EX GST)
846249	Yellow	Traffic lights flashing	\$52.50
846252	Red	Traffic lights flashing	\$52.50

ROTOLIGHT

This lightweight rotolight attaches securely to your traffic control cones to ensure visibility by all. Offering day and night warning even in harsh conditions, and self-cleaning in snow and sleet, this wind powered rotating beacon does not require batteries or maintenance. A cost effective alternative to electronic flashing beacons.



STANDARD PACKAGE: 1

Part No.	Price (EX GST)
845605	\$39.90

REFLECTIVE SAFETY TAPE

This Reflective Safety Tape is ideal for situations where visibility of an area during dark periods is essential. Tape can be used in conjunction with T-Top Bollards. The Polypropylene Tag is supplied with 3M reflective stripe material. Tags are threaded onto a PVC suspension cord, with 19 tags spread evenly over a 3mm thick line. Easy to use and store.

DIMENSIONS: 50 x 160mm (WxH)

STANDARD PACKAGE: 1 roll of 23 metres

Part No.	Description	Price (EX GST)
847406	Prolypropylene Class 2 Red and White	\$41.90
847405	Prolypropylene Class 1 Red and White	\$52.50



Polypropylene Tape

E FLARE™ PROTECTOR



500 series

300 series

Eflare™ portable warning beacons are essential for alerting hazards and providing a safer working environment. Eflare™ does not produce toxic fumes, burn, affect distance judgement and there is no risk of fire or explosion while in use. Waterproof and shatterproof, it also comes with a detachable rubber base.



FEATURES

300 SERIES
Orange Body
Single Colour Flash
Red (R) or Amber (A)

4 LED's
30+ Hours Peak Brightness

500 SERIES
Fluoro Yellow Body
Single or Dual Colour Flash
Red (R), Amber (A) or White (W)

8 LED's
40+ Hours Peak Brightness

STANDARD PACKAGE: 1

Part No.	Colour	Description	Price (EX GST)
851545	Red	300 Series Single	\$70.90
850781	Red	510 Series Single	\$105.00
851546	Amber	300 Series Single	\$70.90
850782	Amber	510 Series Single	\$105.00
851558	Red/White	530 Series Single Dual Colour	\$129.00
851561		Cone Mounting Clip	\$6.90
851562		Carry Bag	\$13.50



T-TOP TEMPORARY BOLLARD

The T-Top Temporary Bollard is made of low density polyethylene, stands at a height of 1150mm and has a diameter of 100mm. With a weight of 6kg or 8kg and wide base, the bollard is stable, even in high speed traffic conditions. Its bright fluorescent orange colour and reflective bands provide high visibility all hours of night and day, in all weather conditions. The unique T-Top provides a grip handle that makes the bollard easy to carry.

STANDARD PACKAGE: 1

Part No.	Size	Price (EX GST)
843233	6 kg	\$62.90
846589	8 kg	\$94.90



Improved post bottom reinforcing-rings for extra strength and durability.



Convenient T – Top carry handle and moulded bolt hole for flashing light.



Wide diameter weighted base ensures stability.



TRAFFIC CONES



Mini Cones

These highly visible fluorescent orange Traffic Cones are available in 710mm and 450mm sizes. Constructed of durable PVC material, their wide body design makes them resistant to tipping in high wind or heavy traffic situations. For additional stability, add on one of our 3kg cone weights.

STANDARD PACKAGE: 1

Part No.	Description	Price (EX GST)
843234	710mm Traffic Cone	\$39.90
843925	150mm Collar	\$29.90
843926	Weight for 710mm Cone	\$47.50
843235	450mm Traffic Cone	\$32.50
843928	100mm Collar	\$27.50
843929	Weight for 450mm Cone	\$47.50
843236	305mm Mini Traffic Cone	\$17.50

RETRACTABLE BARRIER BAR

Constructed from tough ABS plastic the Barrier has soft Polyethylene rings on each end which will fit over the top of most types of traffic cones. The telescopic bar can be extended between 1100mm and 2100mm. Reflective stripes ensure visibility. Available in reflective red/white or black/yellow. Ring Diameter of 85mm.

STANDARD PACKAGE: 1

Part No.	Colour	Price (EX GST)
843461	Black / Yellow	\$39.90
860877	Red / White	\$39.90



COLLAPSIBLE SAFETY CONE



851162

The Collapsible Safety Cone is ideal for any situation be it for an emergency or for maintenance work. Each safety cone is fitted with a large reflective strip for safety, ensuring that you can be seen day or night. Cones are also resistant to most wind conditions. The large safety cone includes a battery operated water resistant PVC light that can be seen up to 300 metres away (battery included).



DIMENSIONS:	Weight	Height (Open)	Height (Closed)
Small:	2kg	500mm	50mm
Large:	2kg	700mm	50mm

STANDARD PACKAGE: 1

Part No.	Description	Price (EX GST)
851161	Small Safety Cone	\$39.90
851162	Large Safety Cone	\$59.90

HEAVY DUTY TRAFFIC CONES

Heavy duty traffic cones are the ideal choice in traffic control applications. The flexible 100% PVC construction ensures maximum safety on impact. The highly visible cones enhance the safety of work crews and motorists during emergencies and repair projects. The cones are easy to install and the durable design offers convenient storage and portability.

STANDARD PACKAGE: 1

Part No.	Size	Price (EX GST)
872383	700mm	\$59.90
872384	900mm	\$64.90



SITE MAINTENANCE

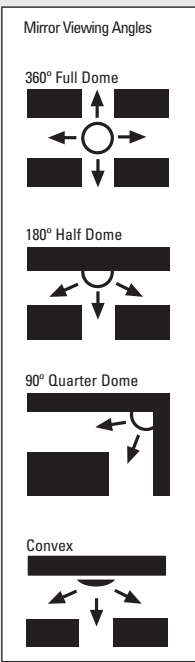


XTREME VISION™ SAFETY MIRRORS

Xtreme Vision Safety Mirrors from Brady are the ideal solution for providing a wider, extended field of vision. Safety Mirrors allow optimum vision around corners, in aisles, hallways and blind spots, across assembly lines, entry/exit areas and areas where general surveillance is required. To select the mirror best suited to your requirements simply refer to our Viewing/Installation Guide.




VIEWING / INSTALLATION GUIDE



Choosing the Appropriate Mirror

To determine the correct mirror size, simply follow these step by step instructions:

Step 1: Estimate the distance from the viewer to the proposed mirror location.



Step 2: Estimate the distance from the proposed mirror location to the area/object to be observed.



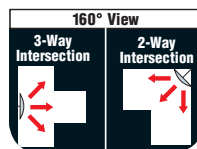
Step 3: Combine the previous distances (Step 1 and Step 2). The total distance is your guide to the correct mirror size. Use the table shown to choose appropriate mirror size. If in doubt choose the larger size.

VIEWING DISTANCE GUIDE	
Size of Mirror (dia)	Best Distance
300mm	Up to 12 metres
450mm	Up to 15 metres
600mm	Up to 20 metres
760mm	Up to 25 metres
1000mm	Over 25 metres

Note: Viewing Distances are only a guideline and are recommended based on straight viewing. It is recommended to go up a size or two with multiple intersection or poor lighting areas.

OUTDOOR INDUSTRIAL SAFETY MIRROR

This strong industrial mirror features a 160° wide, 120° angle vision that provides a full overhead view of any area that requires frequent monitoring. Weatherproof and UV resistant this mirror is designed for both indoor and outdoor use. These lightweight acrylic mirrors have a rubber rim and heavy duty backing for weatherproofing. Each mirror is supplied with installation instructions and all necessary heavy-duty steel mounting brackets.



STANDARD PACKAGE: 1

Part No.	Description	Size (Dia)	Price (EXGST)
833068	Acrylic - Outdoor	457mm	\$255.00
833072	Acrylic - Outdoor	610mm	\$365.00
844159	Acrylic - Outdoor	812mm	\$575.00
844161	Acrylic - Outdoor	914mm	\$645.00
856109	Scratch Resistant Acrylic - Outdoor	457mm	\$325.00
856110	Scratch Resistant Acrylic - Outdoor	660mm	\$455.00
856111	Scratch Resistant Acrylic - Outdoor	762mm	\$719.00
856112	Scratch Resistant Acrylic - Outdoor	914mm	\$805.00
856230	Post Mount Attachment for Convex Mirror		\$32.50

HEAVY DUTY TRAFFIC MIRRORS

The Heavy Duty Traffic Mirror is specifically engineered for use as a safety, security and surveillance device in high traffic areas. These convex mirrors provide a large high resolution image for extra safety. When located in strategic positions, they can eliminate blind spots - giving a wider field of vision. The tough stainless steel, weatherproof mirror is virtually unbreakable and comes with a strong steel backing. Ideally used for hilly/winding roads, intersections, car parks and staircases. Each mirror is supplied with installation instructions and all necessary heavy-duty steel mounting brackets.

STANDARD PACKAGE: 1


Part No.	Description	Size (Dia)	Price (EX GST)
856231	Stainless Steel Post/Wall Mountable	305mm	\$529.00
856096	Stainless Steel Post/Wall Mountable	457mm	\$619.00
844406	Stainless Steel Post/Wall Mountable	660mm	\$725.00
844404	Stainless Steel Post/Wall Mountable	800mm	\$845.00
856230	Post Mount Attachment for Convex Mirror		\$32.50





ECONOMY CONVEX SAFETY MIRRORS

These lightweight mirrors are ideal for indoor use. Available in seven sizes, each mirror is supplied with installation instructions and mounting bolts.



STANDARD PACKAGE: 1

Part No.	Description	Size (Dia)	Price (EX GST)
844163	Convex Mirror - Wall Mounted	305mm	\$135.00
844164	Convex Mirror - Wall Mounted	457mm	\$175.00
833067	Convex Mirror - Wall Mounted	609mm	\$279.00
856093	Convex Mirror - Wall Mounted	667mm	\$285.00
844165	Convex Mirror - Wall Mounted	762mm	\$395.00
856094	Convex Mirror - Wall Mounted	812mm	\$435.00
856095	Convex Mirror - Wall Mounted	914mm	\$479.00

INDOOR CONVEX MIRRORS

Durable and scratch resistant, these acrylic Indoor Convex Mirrors offer excellence in safety and security. This mirror allows easy viewing of unguarded areas. Ball and swivel plate are attached directly to the mirror to reduce weight and costly installations. Each mirror is supplied with installation instructions and heavy-duty mounting brackets.

STANDARD PACKAGE: 1

Part No.	Description	Size (Dia)	Price (EX GST)
851307	Convex Mirror	300mm	\$209.00
851308	Convex Mirror	660mm	\$339.00
851309	Convex Mirror	760mm	\$465.00
833066	Indoor Rectangular Mirror	610 x 400mm	\$499.00



SITE MAINTENANCE

DOMES MIRRORS

Dome shaped mirrors are widely used for general surveillance and accident prevention in retail and industrial environments. They are the ideal solution where general surveillance of a broad area is required. Three styles available – full dome, half dome and quarter dome.



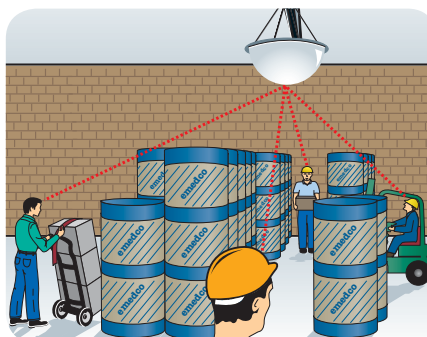
Full Dome



Quarter Dome

STANDARD PACKAGE: 1

Part No.	Description	Size (Dia)	Price (EX GST)
844168	Full Dome - 360° Ceiling Mount	457mm	\$299.00
844169	Full Dome - 360° Ceiling Mount	609mm	\$405.00
856113	Full Dome - 360° Ceiling Mount	812mm	\$679.00
844170	Full Dome - 360° Ceiling Mount	914mm	\$729.00
856223	Full Dome - 360° Ceiling Mount	1016mm	\$779.00
833064	Half Dome - 180° Wall Mount	457 x 300mm	\$155.00
833065	Half Dome - 180° Wall Mount	660 x 300mm	\$225.00
844167	Half Dome - 180° Wall Mount	914 x 300mm	\$449.00
844166	Quarter Dome - 90° Corner Mount	457mm	\$209.00
856114	Quarter Dome - 90° Corner Mount	660mm	\$299.00
856135	Quarter Dome - 90° Corner Mount	812mm	\$359.00
856134	Quarter Dome - 90° Corner Mount	914mm	\$489.00
856136	Quarter Dome - 90° Corner Mount	1016mm	\$549.00



Half Dome

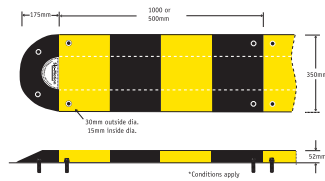


TRAFFIC SPEED HUMPS

A modular steel speed control system consisting of truly independent strong steel modules. Finish off each end of the speed hump with a pair of end caps. Rounded end caps are manufactured from extremely durable rubber. Suitable for car parks, shopping centres or industrial complexes. Modules also have a built in bridge system to accommodate hoses or cables. Each speed hump comes complete with fixings.

STANDARD PACKAGE: 1

Part No.	Description	Price (EX GST)
852543	500mm Speed Hump	\$299.00
852544	1000mm Speed Hump	\$415.00
852545	End Caps (Pair)	\$249.00



SPECIFICATIONS

Length: 500mm or 1000mm
 Width: 350mm
 Height: 52mm
 No. of Fixings: 4 (supplied)
 Weight: 9.2kg for 500mm & 17kg for 1000mm module



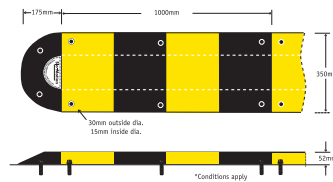
HEAVY DUTY SPEED HUMPS

A modular steel speed control system designed for heavy vehicle applications. The super strong chassis construction features a 6mm floor plate and is more than four times the load bearing contact area with the road surface than other products. Ideal for transport depots, factories, terminals and many more. Modules also have a built in bridge system to accommodate hoses or cables. Each speed hump comes complete with fixings.



STANDARD PACKAGE: 1

Part No.	Description	Price (EX GST)
852546	1000mm H/D Speed Hump	\$505.00
852545	End Caps (Pair)	\$249.00



SPECIFICATIONS

Length: 1000mm
 Width: 350mm
 Height: 55mm
 Top Skin: 6mm floor plate
 No. of Fixings: 6 (supplied)
 Weight: 22kg



Manufactured to comply with AS2890.1:2004 and includes a five year structural guarantee.

BARRIER BOARDS

Block off work areas quickly. The Barrier is made of durable PVC and features black and yellow reflective stripes. Barrier Boards are also available as yellow with no stripes and no reflectivity for crowd control use. The board measures 2.5 metres long and 190mm wide. Steel A-Frame legs endure rough use.

STANDARD PACKAGE: 1

Part No.	Description	Price (EX GST)
843931	2.5m Barrier Board with Reflective Stripes	\$129.00
843237	2.5m Barrier Board Yellow, No Reflective Stripes	\$62.90
843238	A-Frame Leg	\$36.90



HIGH VISIBILITY SAFETY WEIGHTS



These fluorescent high visibility yellow safety weights are the ideal weight to secure items from strong winds and knock-downs. Ensure stability does not cause any unforeseen tripping hazards by using these High Visibility Safety Weights around your worksite. Each weight weighs 10kg and has easy carry handles for easy transportation to another area.

STANDARD PACKAGE: 1

Part No.	Price (EX GST)
848847	\$44.90



RUBBER WHEEL STOP

The rubber wheel stop is ideal for parking areas to reduce property and vehicle damage. Constructed of durable recycled materials, they will not rust, chip or corrode. The wheel stops can be attached to asphalt or concrete (fixings included). The unit weighs 16.7kgs and has a 1640mm working length.

STANDARD PACKAGE: 1

Part No.	Description	Price (EX GST)
867966	Rubber Wheel Stop	\$159.00



Complies to AS2890.1:2004




HAZARD MARKERS

Reflective markers delineate edges of roads, driveways and hazardous areas, Day & Night. Prevent accidents and tyre tracks on grass and driveway entries. Aluminium markers have engineer grade reflective sheeting.

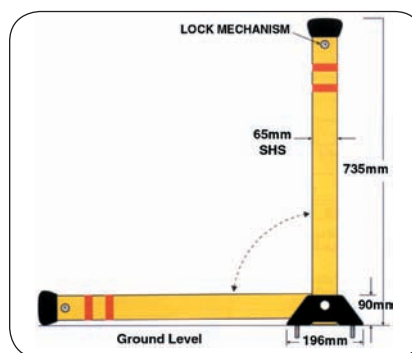
STANDARD PACKAGE: 1

Part No.	Description	Size	Price (EX GST)
852681	Aluminium Delineator Yellow	150x300mm	\$27.50
852682	Aluminium Delineator Red	75x225mm	\$24.50
852683	Aluminium Delineator Yellow	75x225mm	\$24.50
852684	Aluminium Delineator Silver	75x225mm	\$24.50
852685	Aluminium Delineator Black/Yellow	200x600mm	\$71.50
852686	Aluminium Delineator Black/Yellow	200x600mm	\$71.50
852687	Aluminium Delineator Yellow	450x450mm	\$86.90
852688	Aluminium Delineator Red	450x450mm	\$86.90
846246	Acrylic Plastic Delineator Red/pk25	85mm dia.	\$38.90
846247	Acrylic Plastic Delineator White/pk25	85mm dia.	\$38.90
846245	Acrylic Plastic Delineator Yellow/pk 25	85mm dia.	\$38.90
846243	Acrylic Plastic Delineator Green/pk25	85mm dia.	\$38.90
19044	Aluminium Delineator High Intensity	100x100mm	\$16.50
19033	Delineator Post	1.95m Height	\$41.90



PIVOTED CAR PARK BOLLARD

Put an end to parking bay poaching. This pivoted bollard provides orderly tenant parking and protects your bay from unauthorised access. The galvanised, powder coated bollard is constructed from tough 65mm square steel post. In the unlocked position the total height is only 90mm allowing vehicles to drive easily over it. Its internal locking system cannot be tampered with. The base is made from rust proof, high tensile aluminium alloy. 4 x 12mm masonry anchors are required for installation of this 735mm tall bollard. Keyed Alike and Master Key systems available.



STANDARD PACKAGE: 1

Part No.	Price (EX GST)
843959	\$349.00



LINE MASTER LINE MARKING MACHINE



The Line Master allows accuracy in your line marking applications. Constructed of heavy-duty steel, the ergonomic design includes a built-in side line attachment for applications parallel to walls or tight spaces.

The lightweight handle can be removed and used for spot marking. The machine allows for line widths between 60mm and 100mm. Also included is a utility tray, storage for up to 5 cans, directional arrow and instructions.

Line Marking Paint

A fast drying, UV resistant acrylic paint, specially formulated to provide the longest lasting line in extreme environmental conditions. A 500g can will provide approximately 120m of quality line.



STANDARD PACKAGE: 1

Part No.	Description	Price (EX GST)
871160	4 Wheel Line Marking Machine	\$449.00
845724	Aerosol Line Marking Paint - 500gm - Black	\$14.50
845725	Aerosol Line Marking Paint - 500gm - Red	\$14.50
845726	Aerosol Line Marking Paint - 500gm - Blue	\$14.50
845727	Aerosol Line Marking Paint - 500gm - Green	\$14.50
845729	Aerosol Line Marking Paint - 500gm - Orange	\$14.50
845730	Aerosol Line Marking Paint - 500gm - White	\$14.50
845731	Aerosol Line Marking Paint - 500gm - Lead Free Yellow	\$14.50
845732	Aerosol Line Marking Paint - 500gm - Grey	\$14.50

TWO WHEEL PAINTING WAND

The Two Wheel Painting Wand makes it easy to paint lines, circles or other shapes with accuracy. Ideal for use on roads, ground repair, construction sites and athletic fields. The ergonomic design prevents back strain.

STANDARD PACKAGE: 1

Part No.	Description	Price (EX GST)
851182	2 Wheel Painting Wand	\$149.00
851203	Paint Can 375 gms - Black	\$11.50
851205	Paint Can 375 gms - Red	\$11.50
851206	Paint Can 375 gms - Blue	\$11.50
851207	Paint Can 375 gms - Green	\$11.50
851208	Paint Can 375 gms - Yellow	\$11.50
851209	Paint Can 375 gms - Orange	\$11.50
851210	Paint Can 375 gms - White	\$11.50



Fluorescent Paint colours also available



Painting Wand helps you paint straight lines

SPRAY INK



Spray Ink is ideal for stencil application, colour coding and general marking. The unique formulation minimises build up when used on stencils. Fast Drying, lightfast and economical to use. Available in yellow, blue, red, black and white.

STANDARD PACKAGE: 1

Part No.	Description	Price (EX GST)
845908	315gm Yellow	\$10.90
845909	315gm Blue	\$10.90
845910	315gm Red	\$10.90
845911	315gm Black	\$10.90
845912	315gm White	\$10.90

PAVEMENT MARKING TAPE



Permanently redirect traffic around construction sites or to mark driveways and parking lots. The tape is easily applied by hand to clean, dry pavement and instantly conforms to the road surface. Yellow and white tapes have high retro-directive reflectivity. This tape is constructed of foil-backed vinyl, coated with sand and reflective beads to provide traction and reflect light.

Use Pavement Marking Tape to temporarily redirect traffic around construction sites or to temporarily mark driveways and parking lots.



Pavement Marking Tape

STANDARD PACKAGE: 45m Roll

Part No.	Colour	Price (EX GST)
852434	White	\$165.00
852435	Yellow	\$165.00

ECONOMY PAVEMENT MARKING TAPE



Economy Pavement Marking Tape

The Economy Pavement Marking Tape provides a low cost way to mark your driveways, parking lots and construction sites. This tape is constructed of foil-backed vinyl, coated with sand and reflective beads to provide traction and reflect light. The adhesive bonds this tape temporarily to a clean, dry surface.

STANDARD PACKAGE: 45m Roll

Part No.	Colour	Price (EX GST)
852436	White	\$119.00
852437	Yellow	\$119.00



CUSTOM CAR PARK STENCILS

Create stencils for your car park that say exactly what you want. Available in letter sizes from 25mm to 300mm, the tough polypropylene construction means that they can be used again and again. Brady can custom make any text stencil, even with logos or pictograms. Contact your local distributor for a prompt quote.



HANDICAPPED



Letter Size Available
25mm
30mm
40mm
50mm
60mm
75mm
80mm
90mm
100mm
110mm
120mm
130mm
140mm
150mm
175mm
200mm
225mm
250mm
300mm



RESERVED



NO PARKING

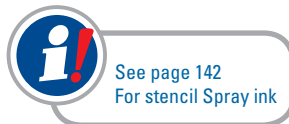


CAR PARK STENCILS

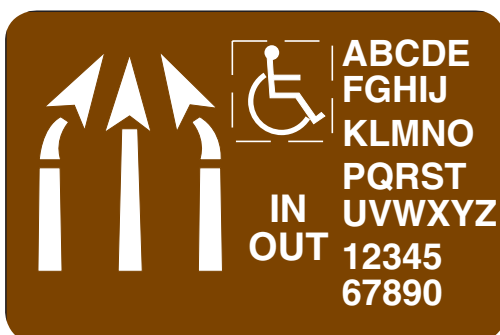
Tough polypropylene stencils for a quick, cost effective way of marking car parks, factory floors and any other traffic areas. Solvent resistant and reusable, they are recommended for use with aerosol spray inks.

STANDARD PACKAGE: 1 Set

Part No.	Description	Size	Qty
842114	Visitors/Staff only	150mm	Set
842115	Reserved/No Parking	150mm	Set
842116	Disabled Symbol	200mm	Set
842117	Keep Clear	200mm	Set
842118	In/Out	300mm	Set
842119	Arrow Symbols	—	Set
842122	Alphabet Stencil	75mm	Mat



CAR PARK STENCIL KIT



This Car Park Stencil Kit is ideal for organising and marking your car park. Simply align the pre-spaced letters, tape down and paint. Stencils are constructed from reusable oil board. Each kit contains 254mm letters (A-Z), numbers (0-9), 483mm legends IN and OUT, 510mm Handicapped symbol and 1400mm and 1500mm directional arrows. Each stencil comes separately and can be aligned to each other.

STANDARD PACKAGE: 1

Part No.
847298





COMBINATION CIGARETTE ASH AND LITTER BIN

Zinc coated Cigarette Ash and Litter Bin. The Bin has a steel body, and a steel chrome plated funnel top with a spun aluminium ash tray including a lift-out inner container. Available with a Stainless Steel Body, or in a Charcoal hammertone baked enamel finish.

WALL MOUNTED CIGARETTE ASH BIN

Cigarette Ash Bin has a satin finish stainless steel funnel top. 125mm dia x 140mm high. A concealed screw is fixed to the body and wall, with a drop out inner container. Plugs and screws provided. Weighs 18kg.

STANDARD PACKAGE: 1

Part No.	Description	Dimensions (Dia. x H)	Price (EX GST)
847445	Freestanding - Baked Enamel	250 x 595mm	\$229.00
847446	Freestanding - Stainless Steel	250 x 595mm	\$229.00
847447	Wall Mounted	125 x 140mm	\$115.00



847447

847445

CIGARETTE ASH FLOOR BINS

Steel body finished in charcoal hammertone baked enamel. The Hinged Top bin finished with either stainless steel or charcoal hammertone baked enamel.

DIMENSIONS: 302 x 97 x 143mm (WxHxD)

DIMENSIONS W. HINGED TOP: 305 x 117 x 202mm (WxHxD)

STANDARD PACKAGE: 1

Part No.	Description	Price (EX GST)
847448	Charcoal Hammertone	\$68.50
847449	Charcoal Hammertone w/Hinged Top	\$125.00
847450	Stainless Steel w/Hinged Top	\$145.00



847449

847448

ECONOMY ASH FLOOR BIN

Epoxy powder-coated steel construction. Flaps are hinged for easy emptying.

DIMENSIONS: 350 x 95 x 245mm (WxHxD)

STANDARD PACKAGE: 1

Part No.	Description	Price (EX GST)
861308	Economy Floor Ash Bin	\$62.90



861308

WALL MOUNTED ASH BIN

Stainless steel or black powder-coated steel finishes available. Classy, lockable ash bins.

DIMENSIONS: 280 x 373 x 140mm (WxHxD)

STANDARD PACKAGE: 1

Part No.	Description	Colour	Price (EX GST)
859407	Wall Mounted Ash Bin	Stainless Steel	\$135.00
859406	Wall Mounted Ash Bin	Black	\$135.00



859407



859406

SENTINEL ASH TOWER

Premium ash bin made from Stainless Steel and Aluminium construction. Three colour options available - Black, Green and Silver.

DIMENSIONS: 200 x 800 x 200mm (WxHxD)

STANDARD PACKAGE: 1

Part No.	Description	Colour	Price (EX GST)
860654	Sentinel Ash Tower	Black	\$315.00
862868	Sentinel Ash Tower	Green	\$315.00
862869	Sentinel Ash Tower	Silver	\$315.00



862868

862869

860654